



A PODIATREE PRODUCT

KERY*flex*[®]

NAIL RESTORATION SYSTEM

It's Not
About
Vanity . . .



A close-up photograph of a person's feet, wearing blue denim jeans with the cuffs rolled up, walking on a thin, bright orange tightrope. The person is barefoot. The background is a lush green field filled with various small wildflowers, including purple and yellow ones. The scene is brightly lit, suggesting a sunny day. The text "It's About Self-Confidence" is overlaid in the upper right corner in a white, sans-serif font, with "Self-Confidence" in a larger, bold, italicized font.

It's About
Self-Confidence

Nail Fungus and the Aging Population

- **Prevalence of Nail Fungus**
 - 35 million patients have onychomycosis; only 6.3 million diagnosed in USA
 - 6.3 million patients diagnosed account for about 11 million office visits
- **Characteristics**
 - Increasing age
 - Male gender
 - Genetic susceptibility
 - Poor peripheral circulation
 - Diabetes mellitus
 - Immunosuppression (e.g. HIV infection)
 - Nail trauma



A PODIATREE PRODUCT
KERYflex[®]
NAIL RESTORATION SYSTEM

Nail Fungus Impairs Quality of Life (QOL)

Nail fungus has a negative impact on patients' quality of life, affecting social interaction, psychological well-being, and physical activities.

- Negative psychosocial and/or physical effects (92%)^{1,2}
- Embarrassment (74%)^{1,2}
- Negative self-image (44%)^{1,2}

¹ Elewski BE. Int J Dermatol 1997; 36(10):754-6

² Drake LA et al. JAAD 1998; 38(5):702-704



A PODIATREE PRODUCT
KERY*flex*[®]
NAIL RESTORATION SYSTEM

Other Causes of Nail Damage

- Prior nail trauma
- Psoriasis
- Chronic polyarthritis
- Failed permanent total nail removal
- Various other metabolic diseases



A PODIATREE PRODUCT
KERY*flex*[®]
NAIL RESTORATION SYSTEM

KeryFlex Gives Individuals An Immediate Solution



A PODIATREE PRODUCT
KERYflex[®]
NAIL RESTORATION SYSTEM

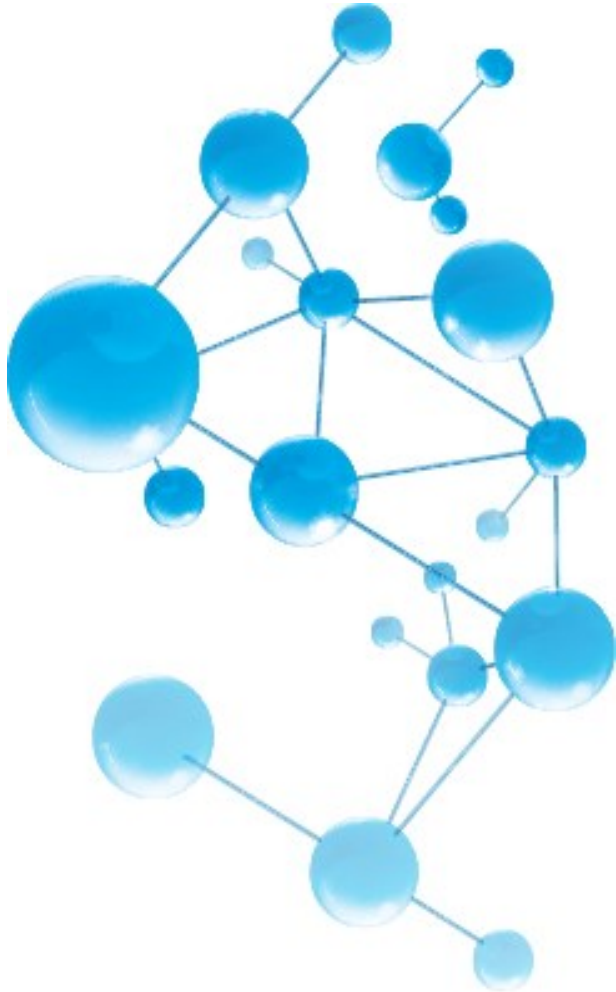
The KeryFlex Solution

- The KeryFlex System was originally a product offering of the Wilde Corporation in Germany
- Wilde was founded in 1914 to develop and produce high-quality synthetic resin systems initially for dental applications
- Today, Wilde is renowned for self-hardening and light-cured materials for dental, medical, orthoplastic techniques as well as nail restoration
- Wilde produces durable, natural looking and easy to apply materials compatible with bone, skin, and nails.
- In 2015, KeryFlex was acquired by The Podiatree Company



A PODIATREE PRODUCT
KERYflex[®]
NAIL RESTORATION SYSTEM

The Science Behind KeryFlex




- **Composite medical-grade resin gel**
 - Responds to a specific wavelength of UV light to create a flexible yet non-permeable artificial nail that seals the prepared nail from its environment
 - Impregnated with the hydroxypyridone antifungal ingredient *Piroctone*
 - Provides optimal cosmesis for damaging nail disorders while allowing the remaining natural nail to regrow



A PODIATREE PRODUCT
KERYflex[®]
NAIL RESTORATION SYSTEM

KeryFlex Named One of the Top Ten Innovations in Podiatric Care by *Podiatry Today*!



View *Podiatry Today* article:
<http://www.podiatrytoday.com/top-ten-innovations-podiatric-care>



A PODIATREE PRODUCT
KERYflex[®]
NAIL RESTORATION SYSTEM

Benefits of the KeryFlex System

- **KeryFlex synthetic nail**
 - Looks and feels natural
 - Durable and flexible that bends with the natural movement of the toes
 - Is non-porous and will not allow moisture to permeate and get between the natural and prosthetic nail
 - Provides for cosmetically pleasing nails during oral or laser antifungal therapy
 - Only sticks to the nail. Will not bond to skin, allowing a natural edge to be fabricated



A PODIATREE PRODUCT
KERYflex[®]
NAIL RESTORATION SYSTEM

Components of a KeryFlex Patient Kit

- KeryFlex Bonding Agent
- KeryFlex Resin
- KeryFlex Sealant
- Application brushes
& wood shaping stick



Who are ideal KeryFlex individuals?

- **Ideal candidates are patients with mild to moderate impairment:**
 - Onychomycosis
 - Nail shape changes due to injury
 - Spoon shaped nails
 - Brittle and splitting nails
 - Split nails
 - Horizontal ridges
 - Discolored nails



A PODIATREE PRODUCT
KERYflex[®]
NAIL RESTORATION SYSTEM

Who are NOT the ideal candidates for KeryFlex?

- **Exclusion criteria for patients are:**
 - Ingrown toenails
 - Peripheral vascular disease
 - Arterial insufficiency
 - Peripheral diabetic neuropathy
 - Pigmented lesions on natural nail



A PODIATREE PRODUCT
KERYflex[®]
NAIL RESTORATION SYSTEM

Step-by-Step Application



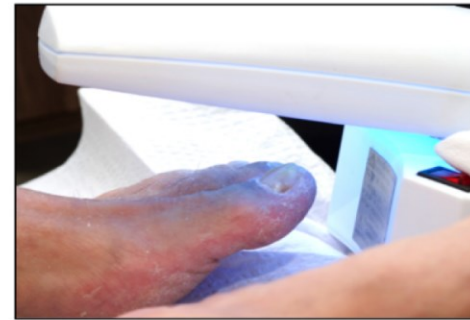
STEP 1:
Debride nail and remove nail dust with a dry gauze.



STEP 2:
Apply KeryFlex *Bonding Agent* with whitebrush. Allow to completely dry.



STEP 3:
Apply KeryFlex *Resin* with black brush.

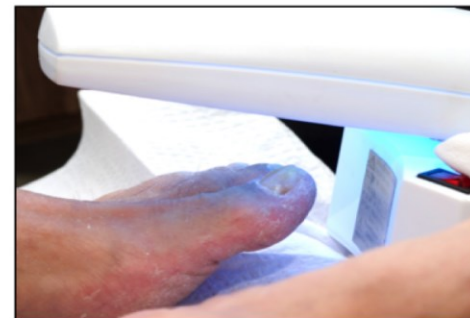


STEP 4:
Cure with UV light for two minutes

Note: STEP 3 and STEP 4 may be repeated as necessary to achieve the desired cosmetic outcome.



STEP 5:
File and shape nail to a natural appearance. Apply KeryFlex *Sealant* with black brush.



STEP 6:
Cure with UV light for two minutes. Swab with alcohol.



A PODIATREE PRODUCT

KERY *flex*[®]

NAIL RESTORATION SYSTEM

Questions?